




TRANSPORTATION
safe and secure transport of art





Place the ring screw on the Track.



Add the Spacer onto the frame and place the ring screw.



The ring screw shows where the wholes have to be drilled in the pannel on which the artwork is placed.



Tighten the Transport security set to fasten and secure the artwork.



Track & Slide video

